

As at 30 June 2018

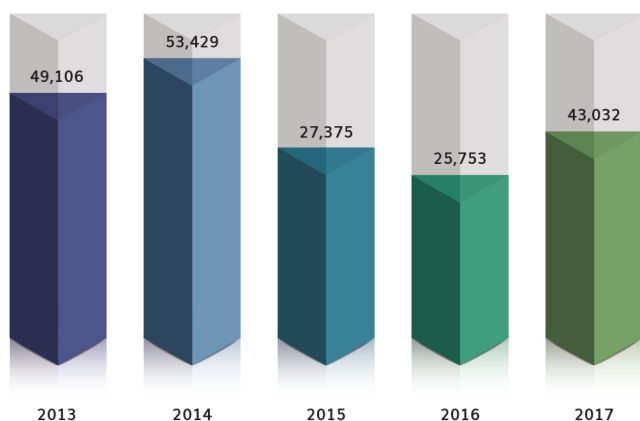
Income Statement		
	(Unaudited)	(Unaudited)
	Current Year to Date	Preceding Year to Date
	30/06/2018	30/06/2017
	RM'000	RM'000
Revenue	32,070	18,761
Gross Profit	15,236	6,768
Gross Profit Margin	47.51%	36.07%
Profit Before Tax	2,692	544
Profit Before Tax Margin	8.39%	2.90%
Profit After Tax Attributable to Owners	2,673	544
Profit After Tax Attributable to Owners Margin	8.33%	2.90%

Financial Position		
	(Unaudited)	(Audited)
	As At 30/6/2018	As At 31/12/2017
	RM'000	RM'000
Total Assets	251,924	200,018
Current Assets	62,619	71,371
Current Liabilities	37,851	16,643
Total Liabilities	42,687	22,469
Total Equity Attributable to Owners	209,355	177,666
Current Ratio (x)	1.65	4.29
Net Asset Per Share Attributable to Owners (sen)	13.15	12.67
Debt-to-Equity Ratio (Liabilities to Shareholders Equity) (x)	0.03	0.04

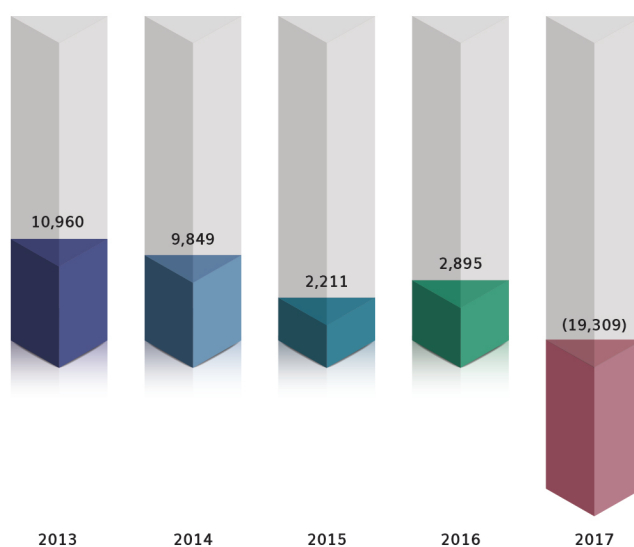
Cash Flow Statement		
	(Unaudited)	(Unaudited)
	6 Months Ended	6 Months Ended
	30/06/2018	30/06/2017
	RM'000	RM'000
Net Cash Used in Operating Activities	(29,882)	(7,425)
Net Cash From/(Used in) Investing Activities	24,572	(4,337)
Net Cash From Financing Activities	6,418	14,886
Net Increase in Cash and Cash Equivalents	1,108	3,124
Cash and Cash Equivalents at End of Period	7,094	10,296

FY 2013-2017

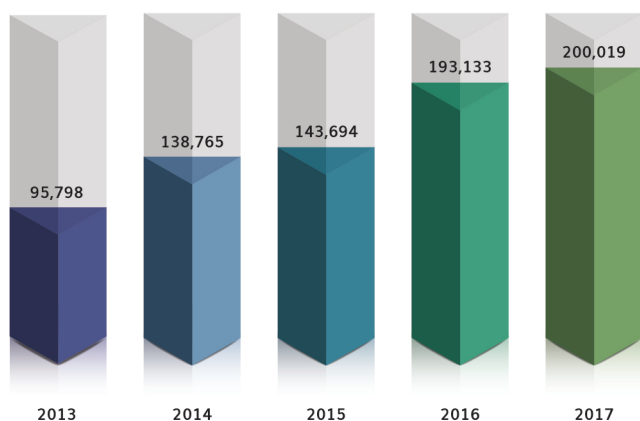
Revenue (RM' 000)



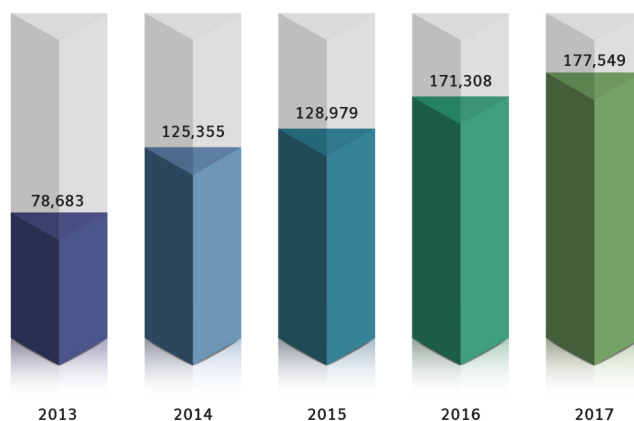
(Net Profit/Loss) After Tax (RM' 000)
(Attributable To Owner Of The Company)



Total Assets (RM' 000)



Total Equity (RM' 000)



* Restated arising from the reverse acquisition by RMA completed in 2014